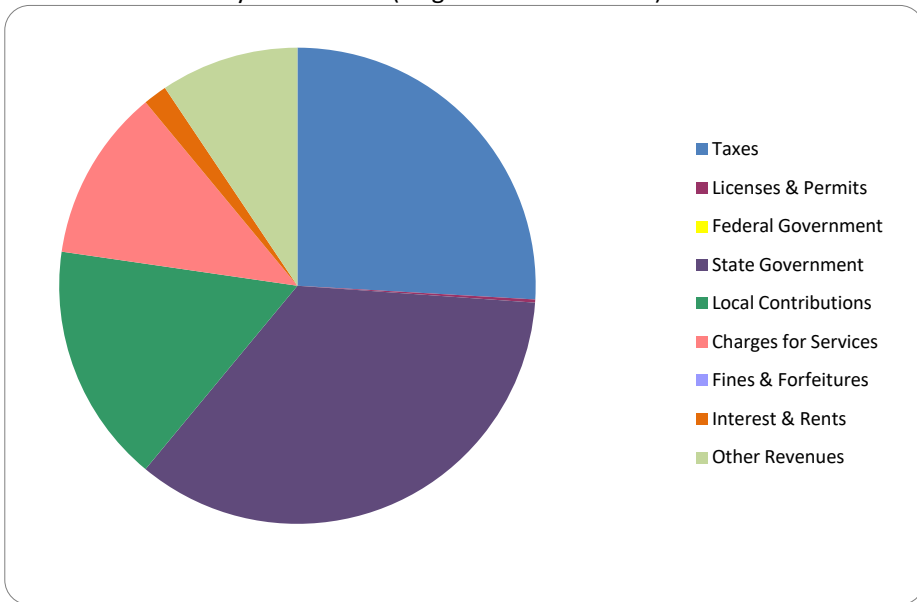


CITIZEN'S GUIDE TO LOCAL UNIT FINANCES - ()

REVENUES

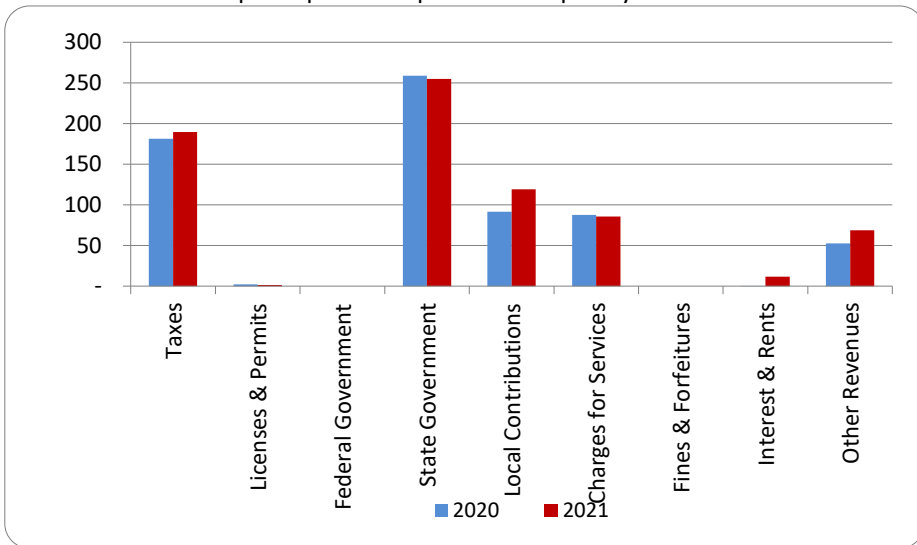
1. Where our money comes from (all governmental funds)



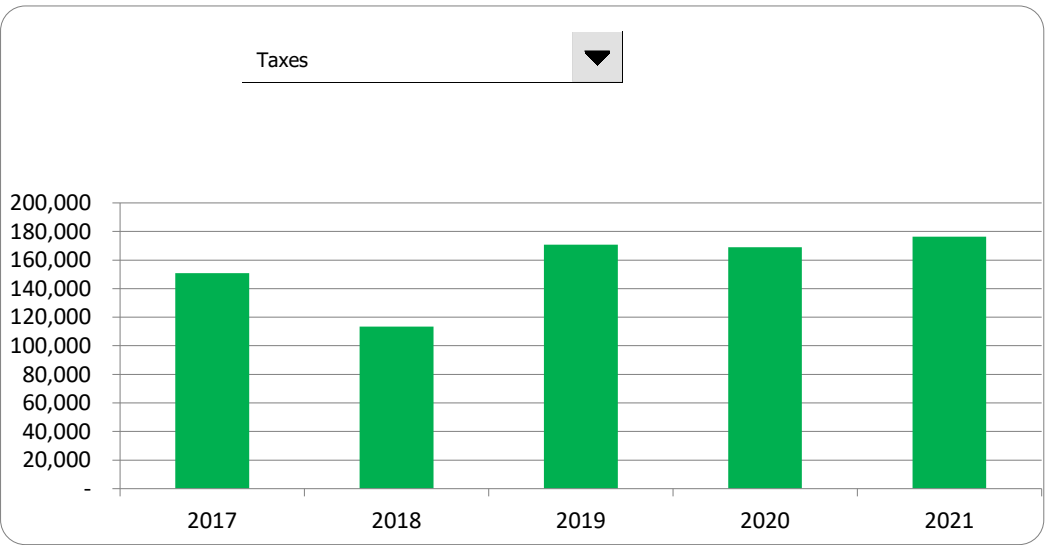
2. Compared to the prior year

	<u>2020</u>	<u>2021</u>	<u>% change</u>
Taxes	\$ 168,913	\$ 176,420	4.44%
Licenses & Permits	2,042	1,460	-28.50%
Federal Government	-	-	N/A
State Government	241,224	237,443	-1.57%
Local Contributions	85,469	110,798	29.64%
Charges for Services	81,757	79,678	-2.54%
Fines & Forfeitures	-	-	N/A
Interest & Rents	460	10,992	2289.57%
Other Revenues	49,000	63,929	30.47%
Total Revenues	\$ 628,865	\$ 680,720	8.25%

3. Revenue sources per capita - compared to the prior year



4. Historical trends of individual sources



Commentary:

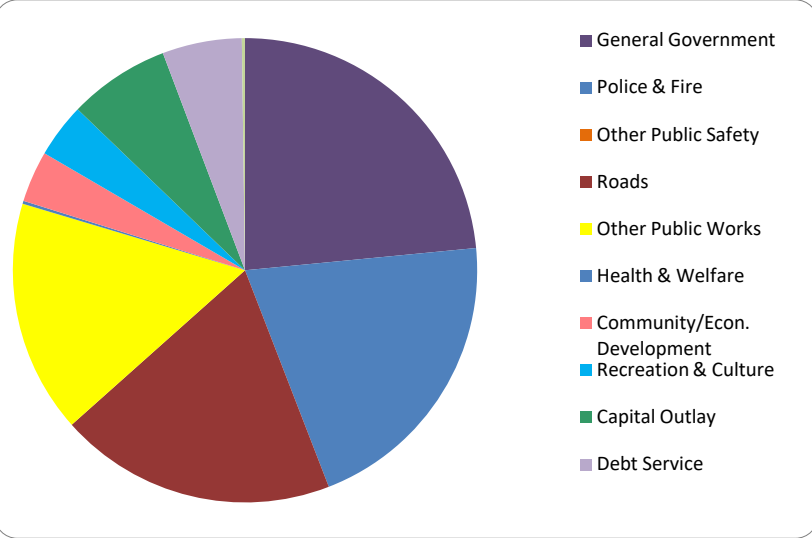
For more information on our unit's finances, contact Lisa Fought at 231-539-7355.

CITIZEN'S GUIDE TO LOCAL UNIT FINANCES - ()

EXPENDITURES

1. Where we spend our money (all governmental funds)

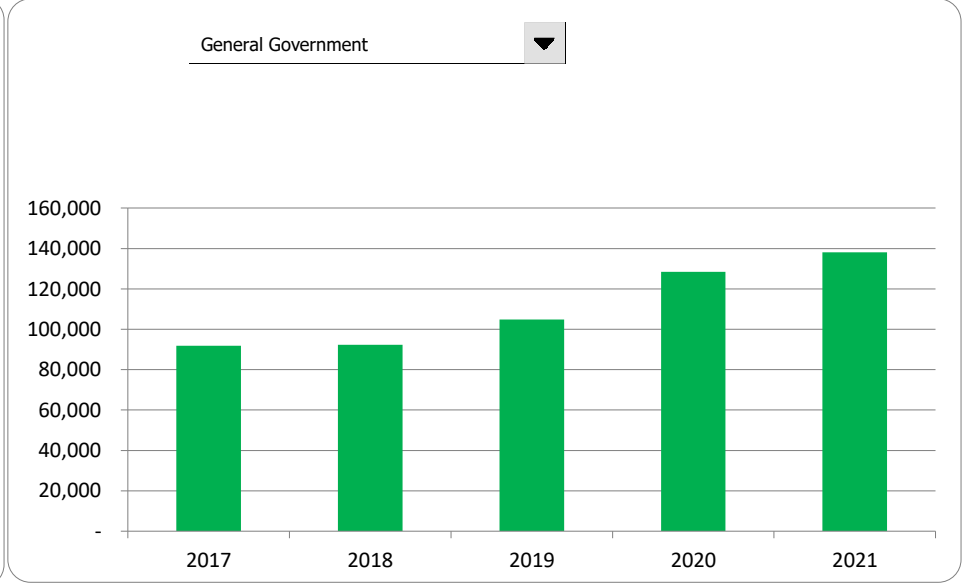
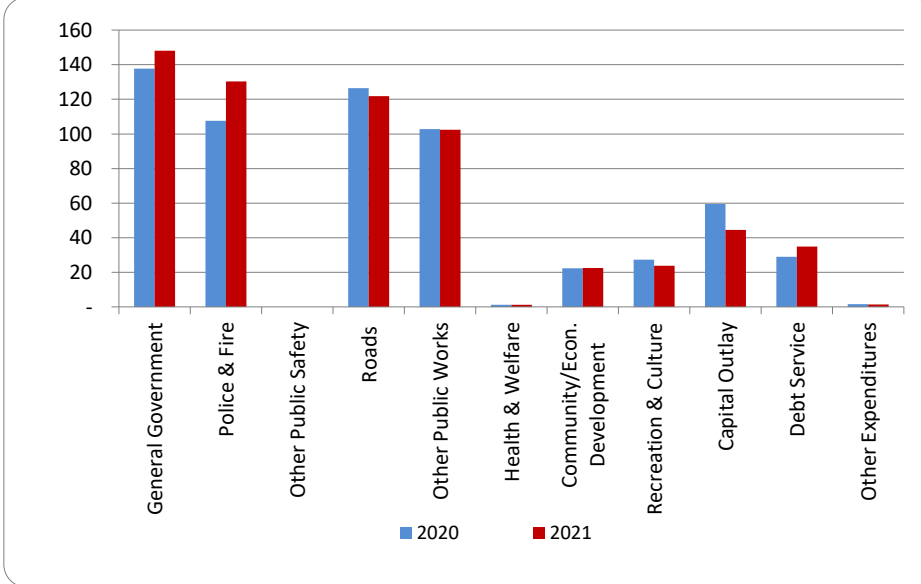
2. Compared to the prior year



	2020	2021	% change
General Government	\$ 128,396	\$ 138,099	7.56%
Police & Fire	100,218	121,507	21.24%
Other Public Safety	-	-	N/A
Roads	117,867	113,501	-3.70%
Other Public Works	95,856	95,424	-0.45%
Health & Welfare	1,200	1,200	0.00%
Community/Econ. Development	20,794	21,005	1.01%
Recreation & Culture	25,436	22,279	-12.41%
Capital Outlay	55,502	41,518	-25.20%
Debt Service	27,094	32,573	20.22%
Other Expenditures	1,467	1,277	-12.95%
Total Expenditures	\$ 573,830	\$ 588,383	2.54%

3. Spending per capita - compared to the prior year

4. Historical trends of individual departments:

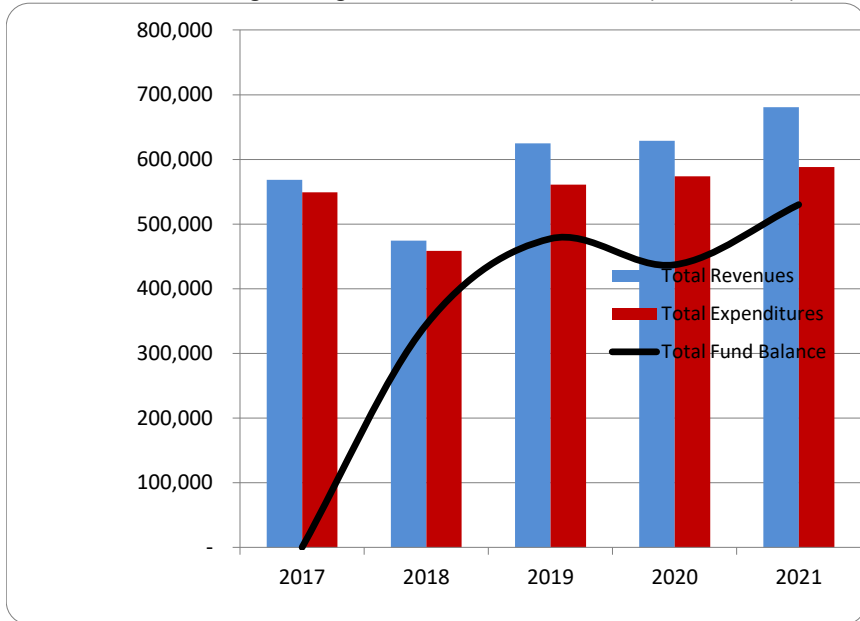


Commentary:

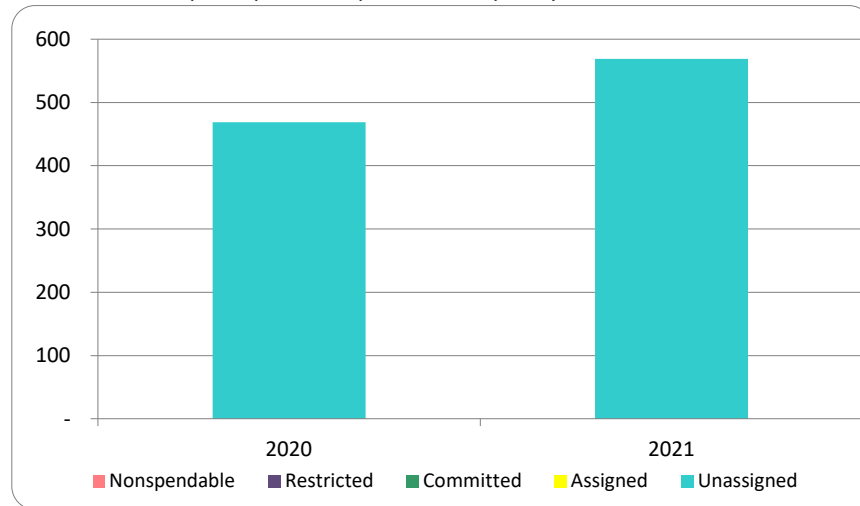
For more information on our unit's finances, contact Lisa Fought at 231-539-7355.

CITIZEN'S GUIDE TO LOCAL UNIT FINANCES - ()

1. How have we managed our governmental fund resources (fund balance)?



3. Fund balance per capita - compared to the prior year

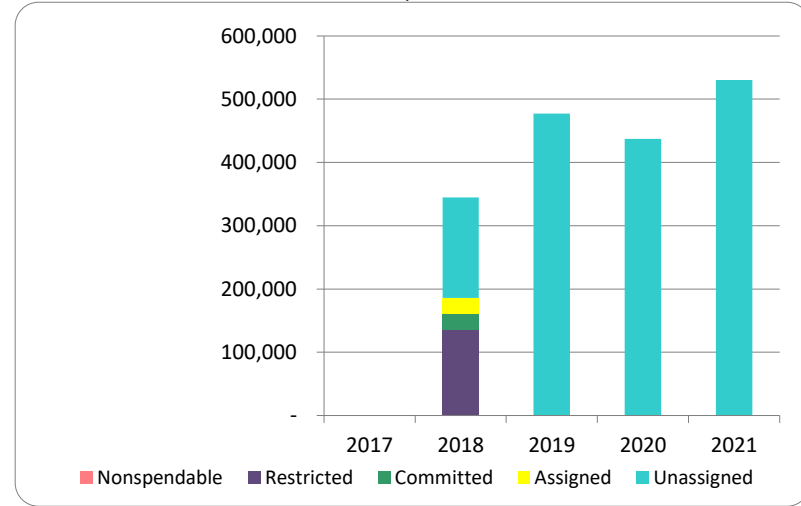


FINANCIAL POSITION

2. Compared to the prior year

	2020	2021	% change
Revenue	628,865	680,720	8.25%
Expenditures	573,830	588,383	2.54%
Surplus (shortfall)	55,035	92,337	67.78%
Fund balance, by component:			
Nondisposable	-	-	N/A
Restricted	-	-	N/A
Committed	-	-	N/A
Assigned	-	-	N/A
Unassigned	436,941	529,990	21.30%
total fund balance	436,941	529,990	21.30%

4. Historical trends of individual components

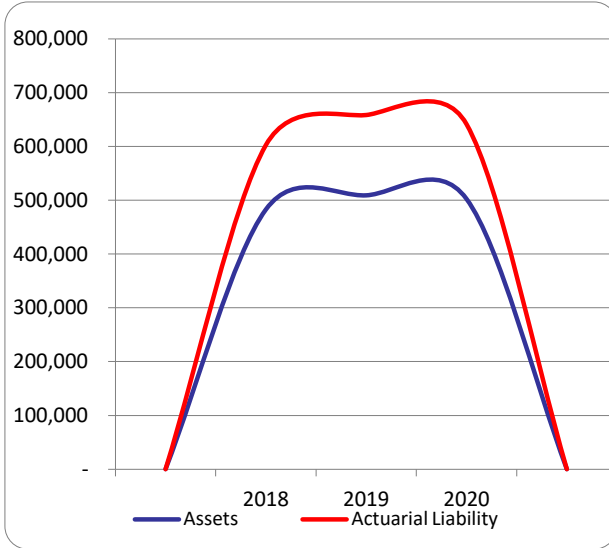


Commentary:


For more information on our unit's finances, contact Lisa Fought at 231-539-7355.

CITIZEN'S GUIDE TO LOCAL UNIT FINANCES - ()

1. Pension funding status

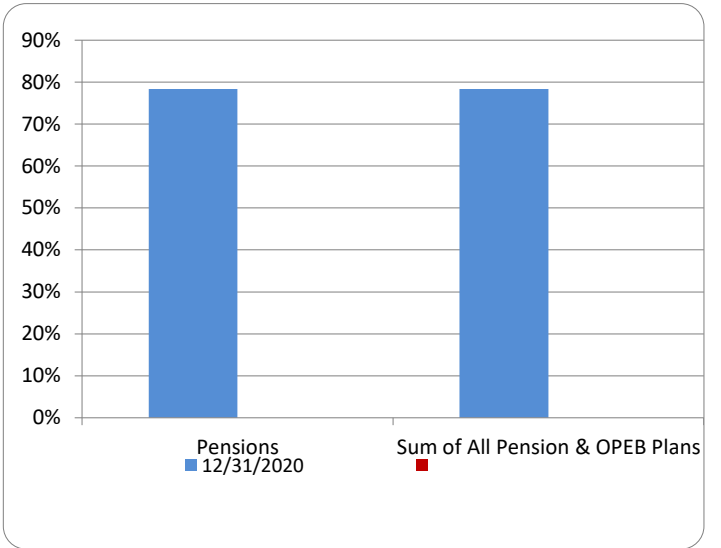


2. Retiree Health care funding status

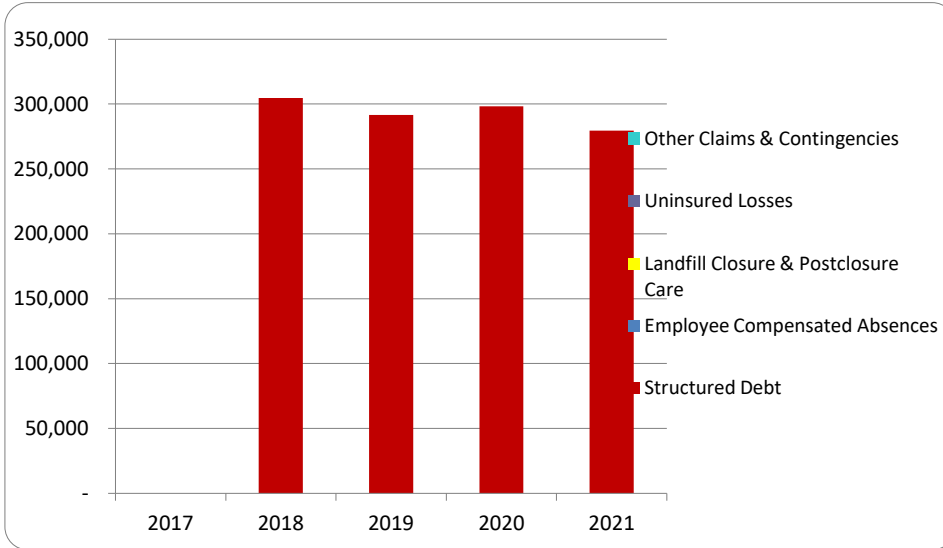


OTHER LONG TERM OBLIGATIONS

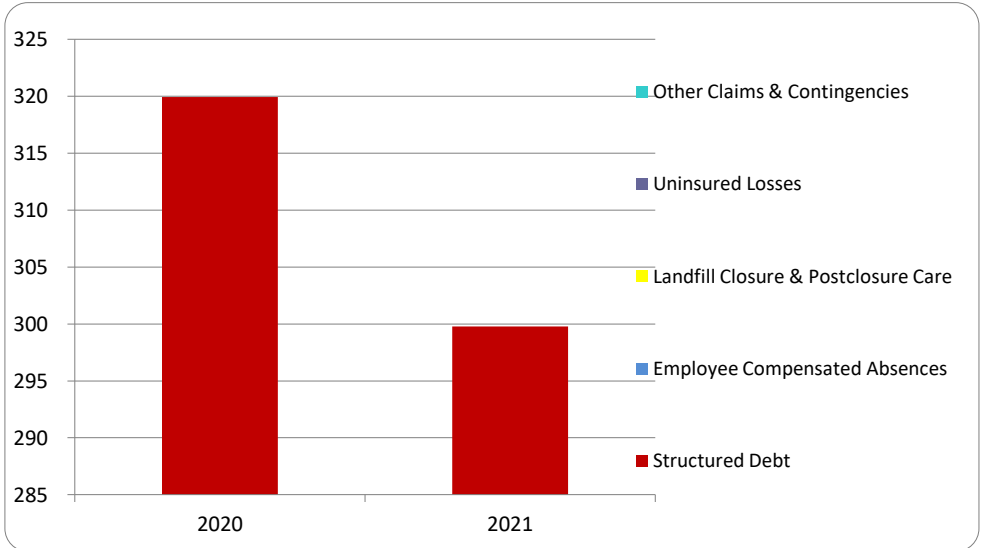
3. Percent funded - compared to the prior year



4. Long Term Debt obligations:



5. Debt & other long term obligations per capita - compared to the prior year



Commentary:

For more information on our unit's finances, contact Lisa Fought at 231-539-7355.